


The Square Rigger

SPRING 2018 Edition
Published – APRIL 2018



February 2018 Florida Winter Tour

The Square Rigger



Quarterly Newsletter of the
Chesapeake Chapter of the
New England MG-T Register
[HTTP://WWW.CHESAPEAKECHAPTERMGCLUB.COM](http://www.chesapeakechaptermgclub.com)

WORDS FROM OUR CHAIRMAN

Already into springtime and it looks as if we have been able to escape any severe weather.

In spite of that, the Winter Tour to Florida this year was both enjoyable and adventurous and is featured in this TSR issue. Also, there is an article in the April issue of the Sacred Octagon by George Butz III describing one of the day's events. Looking at the picture you can guess who had the fuel pump problem.....

Later this month on April 21st and 22nd there is a John Twist Tech Session at John Debelius' garage in Rockville, MD. By now you have received a couple of emails to register for the event and if you are still undecided I encourage you to go. Send Charlie Adams an email at charlieadamsmg@gmail.com to register.

Next month, on May 4th through May 6th, Barbara Van Over is hosting the Mini-GOF in Mathews, VA . She has a great weekend planned and hope you can be there. Contact her at barbaravanover43@gmail.com and she can tell you the details.

On June 3rd the 41st Original British Car Day (OBCD) will be held at Lily Pons Water Gardens in Adamstown, MD. This is our premier event as well as the main source of revenue for the Club. Each year club members volunteer to either set up the field on Saturday or assist during the event on Sunday. John Tokar, who chairs the OBCD, can always use more volunteers. Send an email to jtokar51@verizon.net and he will let you know how you can help.

The initial planning stage of the 2018 Fall Ramble is now starting. If you would like to participate in this year's planning of the tour don't hesitate to contact Milt Babirak at mbabirak@babirakcarr.com and offer your thoughts.

A few days ago I received the following email from another club and thought I'd pass it on:



Hi everyone,

*Had a call from a movie person.....they are looking for Citroens (or maybe other French, or maybe British) cars for a movie. She is in Philadelphia, and the car is needed on the East Coast. Should you know of any cars which would fit the bill, and would be available.... you can call her Louise Lovegrove -- 917 701 8289
I have no idea of details, except that they are looking to find cars quickly.....as the shoot starts soon.
You are welcome to send this on to any of your car friends.
Best wishes, Brad*

Hoping to see you at the next event.

Your Chairman, Shaun English
Safety Fast!

CHAPTER OFFICERS

Chairman

Shaun P. English
9318 Brambly Lane
Alexandria, VA 22039-3010
(703) 229-3317
spenglish@aol.com

Vice Chairman

John Tokar
4935 Tall Oaks Drive
Monrovia, MD 21770
(301) 865-1339 (H)
(410) 775-0500 (shop)
jtokar51@verizon.net

Secretary/ Treasurer

Volunteer needed

Membership Chairman

Milton Babirak
47539 Coldspring Place
Sterling, VA 20165-7446
(703) 406-4753
mbabirak@babirakcarr.com

Events Chairman

Lin Snider
P.O. Box 145
Walkersville, MD 21793
(301) 845-6381
snidelf@aol.com

Regalia Chairman

Lin Snider (Acting)
(Volunteer Needed!)

Technical Advisor

Charlie Adams
8406 Westpointe Drive
Fairfax Station, VA 22039
(703) 582-3757
charlieadamsmg@gmail.com

Newsletter Editor

Maxie Brown
12216 Bristow Road
Bristow, VA 20136
(703)895-8833
maxieb987@gmail.com

Historians

Co-Chair Eleanor Lindsay
eleanorlindsay@yahoo.com
Co-Chair Kyle Babirak
kbabirak2@me.com

Chairwoman Emeritus

Ruth Renkenberger
8245 Ingleton Circle
Easton, MD 21601
(410) 822-6061
renk@atlanticbb.net

Webmaster

Chris Kintner
chris.kintner@comcast.net

FROM YOUR EDITOR

I hope you enjoy this SPRING 2018 issue of **THE SQUARE RIGGER (TSR)**, our club's quarterly newsletter.

After 33 years of a great, wonderful and meaningful career, I have decided to retire as the Town of Culpeper Zoning Administrator in May, 2018! I'm happy, excited, scared to death, and have 100 different emotions in between. I still plan to stay plenty active in the Culpeper community as Mark and I are planning to build a new home there eventually. Garden time, wineries, day trips, travel, new adventures, long walks, yoga – here we come (I hope)!

We are looking forward to the Spring Mini GOF, May 4-6, 2018 in Mathews, VA. Shout out to Barbara Vanover who has gone all out to make this a special trip.

Please feel free to send me photos of these events for the next newsletter.

As always, please send me photos of your cars, articles, stories and other stuff!

Kindly yours, Maxie Brown



Freedom Rings!

WELCOME NEW MEMBER



Donald and his family

- Donald Buhler from the Annapolis area. He has a 1952 MG TD. He is planning to register for the Twist Tech Session.
- Don writes -- my love for the MG TD started in 1962 when my father purchased the car which was used by the family until about 1972 when I decided to begin a major restoration project. This long and arduous task has been an ongoing challenge. I have recently retired and hope to focus on the final restoration and to enjoy the great thrill of driving. I grew up in Salt Lake City where the TD was put through its paces in driving mountain roads. I look forward to becoming active with the Chesapeake Chapter.



Our Club Symbol --- A Real Chesapeake Bay Skipjack



CALENDAR OF EVENTS

April 21-22, 2018	John Twist Tech Session, John Debelius' Garage, Rockville, MD
May 4-6, 2018	MINI-GOF Make Mine Mathews, VA
June 3, 2018	<i>The Original British Car Day (OBCD)</i> Lilypons Water Garden, Adamstown, MD – 8 a.m.-4 p.m.
June 12, 2018	TSR Summer Edition - deadline for articles
October 26-28, 2018	Fall Ramble Orange, VA

Recent Chapter & Other Events

ANNUAL EAT OUT 2017 - FEBRUARY 4, 2018

**Eat Out 2018 at Normandie Farm Restaurant was held on Sunday, February 4, 2018
The day was cold but the food was delicious and colossal as usual. The annual event was
well attended.**



Normandie Restaurant Dining & Buffet



Both photos from left to right: Club Members Lucy & Mike Hughes, Karen & Lin Snider, John Tokar, Dale Flowers, Shaun English, John Debelious, and Jim Bradley enjoying a fine lunch. Some were already dreaming of sunny Florida!

CHESAPEAKE CHAPTER WINTER TOUR OF FLORIDA, FEBRUARY, 2018

Chesapeake Chapter Rides Again!

By: John Debelius



Could another year have passed so quickly? Yet, there we were, back in Florida the last two weeks of February for our annual Winter Tour. This year, we changed up the routes, destinations, activities and restaurants to maintain the riveting sense of daily excitement. We had many of the usual suspects and a few newcomers to keep things interesting. As you can imagine, a one-thousand-mile journey over twelve days in sixty-five year old cars requires a certain boldness of spirit, or, perhaps, foolishness. Our ranks were rife with overconfident shade tree mechanics, masquerading the rest of the year as active or retired lawyers, judges, teachers, entrepreneurs, stock brokers, CFO's, and flight attendants. We were on the ready for any manner of legal, financial or educational crisis that might come up, but this year we doubled down and added two psychologists fully prepared to handle any emotional breakdowns that might present.



The transportation logistics were interesting. We gathered at Shaun English's house in Alexandria, Virginia and, thanks to the miracle of the Auto Train, we traveled overnight from winter in Northern Virginia to perpetual summer in Sanford Florida.





This, of course, entails trusting our pampered cars to total strangers who drive them onto and off of the train cars. So as not to unduly challenge the car jockeys, we tape a large set of paper starting instructions on the dash of each car. Once we escaped the train, the real fun began. Driving these cars is lots of fun and that really is the whole point of the trip, but even Groucho Marx took the cigar out of his mouth once in a while. So, our activities guru Cliff Essman set the tone for the trip with the first weekend in the Mt. Dora/Tavares area with a music concert featuring James Taylor and Simon and Garfunkel tribute bands.



The next morning, we went to a huge antique flea market in Mt. Dora but didn't have room to bring home the bar made from an old Studebaker truck. Then we enjoyed the highlight of the trip, an all British car show that our friend John Spadaro helps to organize each year.






We all know that “T Types” are the real MG’s, but we also enjoyed seeing a smattering of MGA’s and MGB’s and other specimens from across the pond. Glen and Jill Moore brought back their beautiful Maroon MG TC, set up for vintage racing with the Wolseley engine and motorcycle fenders. I will shamelessly admit that one of

the things I enjoy most about car shows is seeing what clever ways other owners have found to deal with common problems, like hinging the top of the compartment to help ease those pesky side curtains in. Why didn't MG think of that? Plagiarism may be coming soon to a garage near me...



One of our more colorful members, Jim Bradley, drove a '55 TF that he has owned since he was a young naval officer. He is an avid tuba player, and last year he removed the front passenger seat to make room for his tuba so he could provide impromptu wake up concerts on the parking lots of hotels. Jim is a widower who advised me just before last year's trip that he had recently met and had coffee with an interesting lady whom he hoped to see again. Well, this year the tuba was left at home to make room for Judy Curtis... a significant upgrade, all agreed.



We visited the REVS museum in Naples and drooled over the remarkable collection, including the magnificent MG Magnette.

Alright, inquiring minds want to know, so here are a few Q & A's:

Q: Was there much hurricane damage from the recent storms?

A: Yes, as evidenced by uprooted trees, tarps on roofs and piles of debris, particularly in Marco Island and the Keys, but repairs are well under way at our hotels and elsewhere.



Q: How was the weather?

A: Fabulous. We only had ten minutes of rain in twelve days, but we were prepared with our duffels packed into sealed river bags strapped onto the luggage racks.



Q: Were you afraid of the alligators?



A: Milt Babirak showed no fear whatsoever. John Debelius was afraid.

Q: How about breakdowns?

A: Fortunately, there were no emotional breakdowns, but we had a few mechanical glitches, mostly involving finicky fuel pumps or crud in the tank. We had mechanic extraordinaire Charlie Carroccio and a good assortment of spares. The solution was usually “many hands.”



Q: Is it cheating to put 4:3 ratio MGA gears in a TD differential to purr smoothly while your friends are revving away?

A: I'll never tell.

Q: What is friendship worth?

A: Everything. Mechanical problems were all sorted out on the road, except for the gunky fuel tank in Barbara VanOver's car. We got by with a little help from our friends. Honorable mention definitely goes to Debi and Nick Weinert, who had Barbara's car towed to their home in Tavares and assembled a volunteer work crew, and to Sherry and Pete Rogers, who put Barbara and her copilot Karen up at their home, lent them their own modern car to finish the trip in, and had her TD towed to the train station. A hearty thanks to these good folks who went above and beyond friendship to assist. We are also indebted to George Butz in Winter Haven for hosting us at a fabulous luncheon at his home, and to John Spadaro for organizing the British car show around us. One of the most gratifying aspects of our hobby is the universal bond and kinship between old car enthusiasts who never hesitate to welcome and assist their brothers and sisters on the road.

Q: Will we do it again?

A: Absolutely, but next time you need to come with us. Until next year, then...



For information contact Milton Babirak at mbabirak@icloud.com or John Debelius at debeliusadr@gmail.com.

Come with us next year.

John Debelius, member #12874

**Also check out the most recent Edition of *The Sacred Octagon*,
"MG Visit Gone Astray"**

The Circuit of South Florida

Chesapeake Chapter of the New England

MG T Register Winter Tour to Florida

By Glen Moore



The 4th Annual Winter Tour to Florida was a two-week 1,000-mile road trip through Southwest and central Florida during the second half of February. The Chesapeake Chapter of NEMGTR has many events for its members; however, this one may be the most ambitious.



Five of the Six MGT Series Cars that Made the Tour

Ten tour participants put their six cars on the Auto Train in Lorton, Virginia, and arrived the next morning in Sanford, Florida. The circuit was a lap around south Florida, heading down the West Coast, across the Tamiami Trail through the Everglades, to the Florida Keys, then back north through central Florida. The first stop on the itinerary was Tavares.



Some of the Welcoming Cars

The Classic MG Club of Orlando, which organized the North-South Picnic, welcomed them. Forty MGs were parked alongside the road by the picnic pavilion, a great turnout. MG Classic of Jacksonville members Richard and Katherine Gross and Glen and Jill Moore attended

the picnic, interacting with the Chesapeake tour participants.

The Chapter planned the road trip in fine detail, with hotels prearranged, restaurants scheduled, seats reserved, places of interest identified, with rally directions for the back roads traveled, and non-ethanol gas stops listed.

Each participant was provided a notebook filled with the specific plans for each day. Each day's drive was short to provide time to visit multiple sites of interest in each location and stops along the route. A couple of the stops were for two nights in the same hotel/city, offering the opportunity to

select among multiple options of activities in that area.

The two-week 2018 Circuit of South Florida included stops at Lakeland, Fort Myers, a drive down the Overseas Highway to Marathon, then back north through Miami, Clewiston, and St. Cloud, returning to Sanford to reload the MGs on the Auto Train for the trip back to Virginia.

The Winter Tour to Florida has always included the Florida Keys as a destination. Most people consistently rate the trip along the Overseas Highway as one of the best experiences. The route south and north has varied over the years along with different cities and attractions. Consideration of route changes for 2019 is under discussion. Next year's Winter Tour may include sites and cities in Northeast Florida.

The Chesapeake Club welcomes other T-Series MGs to join them for part of the tour, so there may be opportunities for our club to participate easily next year. Or, one could commit to joining the entire tour. There are many options for adventures.

Glen and Jill Moore are members of both the MG Classics of Jacksonville and the Classic MG Club of Orlando. They live in Flagler Beach.



UPCOMING CHAPTER & CHAPTER RELATED EVENTS

MINI-GOF

Make Mine Mathews

Hosted by Barbara Vanover

MAY 4-6, 2018

**THE CHESAPEAKE CHAPTER OF THE NEW ENGLAND MG "T" REGISTER
MINI-GOF IS BEING HELD IN MATHEWS/GLOUCESTER, VA.**

Time and plans are moving forward. May will be here in no time. I think you're going to enjoy the weekend we've got planned. We're looking forward to seeing you.
My phone # is 804 725-5815 email: barbaravanover43@gmail.com

Please fill in the form below, send it in and don't forget to make your reservation at the hotel before April 4th. Quality Inn, 6639 Forest Hill Ave, Gloucester, VA 23061. Call 804-695-1900, ask for the Chesapeake Chapter rooms.

_____ will be attending the Chesapeake
Chapter Mini GoF from Friday, May 4-Sunday, May 6.

I/we plan to attend the:

Friday Crab Feast at Barbara's in the afternoon (\$15.00 X _____)

Saturday Luncheon at Southwinds (\$20.00 X _____, all inclusive)

Please Circle choice: Quiche Lorraine, Mediterranean Quiche (no
meat), Fish and Chips or Greek Salad

Saturday Banquet at York River Oyster Company (\$40.00 X _____, all
inclusive)

8109 Yacht Haven Rd., Gloucester Point, Va.

6:30 cash bar 7pm Dinner

Please circle your choice of entree and return with check to BVO)

☐ soup or salad ☐
Choice of entree:
Beef tenderloin
Crab cake Platter
Chicken Alfredo
Rockfish platter
Dessert
Coffee, tea, soda

Sunday Goodbye-brunch at Barbara's 9-11am (_____ will attend)

The Original British Car Day (OBCD)

41st Annual Meet

Sunday, June 3, 2018

Lilypons Water Gardens - Adamstown, Maryland

We are expecting a big turnout of TVR's this year as they have chosen our show for their national meet. The following was published in the latest TVR Times:

A Meet for All Sports Car Nuts!

Out of the Woodwork is TVRCCNA's annual gathering. It's a chance for our rare—there will typically only be one or two, if any, at a car show—sports cars and their owners to come "out of the woodwork" and gather in one place for a weekend of fun. A typical Woodwork currently draws 30-40 TVRs plus a mix of other cars, but some years have had as many as 100 TVRs attend. Below you will find pages on every Woodwork back to the original Woodwork in 1981, along with photos of the event where available.

Woodwork 2018—To be held at The Original British Car Day in Lilypons Water Gardens, Adamstown, MD



SAVE THE DATE FOR THE 2018 FALL RAMBLE
OCTOBER 26-28, 2018

You are cordially invited to attend the 2018 Fall Ramble. We will be staying at the beautiful hilltop location of the Holiday Inn Express in Orange Virginia. It has a panoramic view of the Valley. The dates for the Fall Ramble are Friday, October 26, 2018 to Sunday, October 28, 2018.

There will be lots of interesting activities. We are planning scenic drives on nearby designated Virginia Byways and a visit to Jefferson's Monticello. We are hoping to have an after dinner speaker.

The hotel will provide separate parking for our MGs and trailer parking will be available. A Friday caravan will be formed for Maryland suburban and northern Virginia drivers. The caravan will start in Middleburg.

More detailed information and a registration statement or form will be sent to you in due course.

INTERESTING ARTICLES, TIDBITS & TRIVIA

Jumping In With Both Feet – Restoration of My 1949 MGTC – Installment Nr 11

Reporting Progress on Steve Woodall's 1949 MGTC

Since the WINTER 2018 edition of The Square Rigger, much visible progress has been accomplished! With the continued assistance and advice of my stalwart Chief Engineer and Restoration Architect, Charlie Adams, the installation of the brand-new wiring harness is complete. All the fenders and running boards have been reinstalled, with lovely new black piping. As you can see in the picture below, the fenders look spectacular against the dark metallic silver of the body and doors. With the wiring complete, the car runs again! It starts instantly and idles smoothly. The electronic ignition has been replaced with the original points and rotor (with the electronic ignition reverting to a “ready spare” kit for the tool box).



Port Bow View

Five new Blockley (4.50 x 19) tires were ordered in early March directly from the Blockley factory in the UK, have been delivered, and have been installed on my 19” chrome wire wheels by the shop in the Merrifield area of Fairfax formerly known as Motorhead --- they’re now called “British Standard Motors.” As you can see from the picture above, they did a very nice job, at a reasonable price.

The new carpeting set has been laid out in place on the floorboards, and looks quite nice. The seats shown in these pictures are my old seats, which have been cleaned up. They are still quite “presentable,” until they are replaced with new ones.



Front, “Bow-On” View




Rear, “Stern” View

As I noted in last quarter’s article, the most difficult to install of the new upholstery is completed in the rear of the tub. As already noted, the new carpets have been laid in place, ready for installation of the several snaps required in the forward section of the floor, under the dashboard. As of this writing, all the interior panels have been installed except the door panels. Still remaining to be done is the final assembly and installation of the windshield, assembly of all four bonnet sections together, installation of the new black hood (top), and assembly of the new black side curtains from the Moss kit on the old side curtain frames.

I am planning to show the car, in whatever state of completion it may be at the time, at the British on the Green show scheduled for Sunday, the 29th of April. The show opens at 9:30 am. Hope to see you there!

Here are a couple more, representative pictures! In these pictures, the car is actually resting on the new tires!



Port Quarter, Closer In



Starboard Bow Shot



The Blockley Tyre Company Logo

MG TD Restoration Progress – April 2018

By Charlie Adams

Although I've been busy with several restorations, I made a little progress on restoring the chassis of my 1952 MG TD.

This included finishing the rebuild of the rear suspension. I replaced the passenger side axle and brake drum with good used parts, installed rebuilt shock absorbers done by World Wide Auto Parts of Madison, and new axle seals, brake lines, and rear wheel cylinders.

I've about completed the complete front suspension rebuild as well. This has included powder coating the spring pans, wishbone arms, and springs, replacing the bent right-side swivel pin and spring pan pivot, rebuilding the pivots and installing a new control arm bush set, rebuilt shock absorbers and new tie rod ends. I cleaned and painted the Andrex shock absorbers which are working with some "cast iron" spray paint that produces a good finish. I found the Dupli-Color Cast Coat Iron engine paint produces a good finish. The photo below of my master cylinder shows how this color appears.





Paper Is Dead?

Made me laugh out loud! Foreign commercials are so good!
My hat's off to the advertising team that came up with the idea.
It has been said that paper is dead

It' s only 39 seconds so please watch it all...the irony won't be lost on you..

http://www.youtube.com/embed/V_gOZDWQj3Q?rel=0

'Over 70' Humor

Q: Where can single men over the age of 70 find younger women who are interested in them?

A: Try a bookstore, under Fiction.

Q: What can a man do while his wife is going through menopause?

A: Keep busy. If you're handy with tools, you can finish the basement. When you're done, you will have a place to live.

Q: Someone has told me that menopause is mentioned in the bible. Is that true?

Where can it be found?

A: Yes Matthew 14:92: "And Mary rode Joseph's ass all the way to Egypt"

Q: How can you increase the heart rate of your over-70 year-old husband?

A: Tell him you're pregnant.

Q: How can you avoid that terrible curse of the elderly wrinkles?

A: Take off your glasses.

Q: Seriously! What can I do for these crow's feet and all those wrinkles on my face?

A: Go braless. It will usually pull them out!

Q: Why should 70-plus year old people use valet parking?

A: Valets don't forget where they park your car.

Q: Is it common for 70-plus year olds to have problems with short-term memory storage?

A: Storing memory is not a problem. Retrieving it is the problem.

Q: As people age, do they sleep more soundly?

A: Yes, but usually in the afternoon.

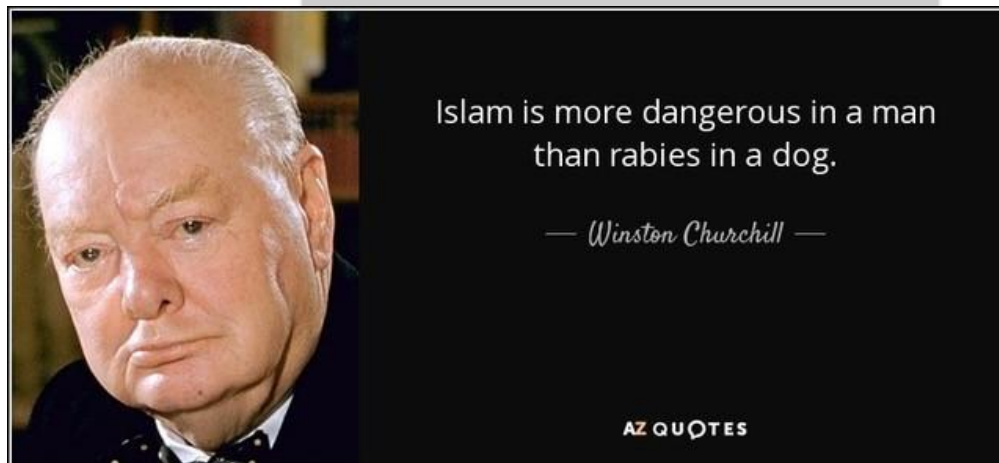
Q: Where should 70-plus year olds look for eye glasses?

A: On their foreheads.

Q: What is the most common remark made by 70-plus year olds when they enter antique stores?

A: "Gosh, I remember these!"

SMILE, You've Still Got Your Sense Of Humor, Haven't You?



Q: IS THIS PART OF A BOAT?



A: This is a whiskey plank of a 1948 Chris Craft 25' boat in bad condition ...

Q: WHAT'S THE SCOOP?



A: This is Ralph Cattaneo's 1948 Chris Craft being pain-stakingly restored. Ralph is a long-time club member of the Chesapeake Chapter who not only owns a T Series MG but also builds wooden boats. Nice!

Technical Matters

Installing An MG TC Wiring Harness

By Charlie Adams

Steve Woodall and I installed a new wiring harness in his 1949 MG TC over the past few months. We selected a wiring harness from British Wiring, which offers a good range of harnesses for the TC depending on their electrical configuration. Steve's car is a late model without turn signals.

At a wiring station I set up, I added tips to many of the ends of the wires and tinned others. At my wiring station and throughout this project, I set 4 TC wiring diagrams to consult. One from the Brown Book, one from the Sacred Octagon, and two from Mike Sherrill's "TCs Forever." From TC's forever, I used the simplified TC wiring diagram that helps by showing all the common connections throughout the system, and the dashboard wiring diagram which illustrates the separate dashboard loom connections.

After preparing the main loom, Steve and I installed it along the chassis from front to back. We found loom at the rear of the car to have excessive length, and coiled wire there and attached to the rear cross brace of the chassis. Inside the car, we found the illustrations provided a tech article by "From the Frame Up" to be helpful in achieving a neat installation. I tested all of the wires for continuity, and the grounding of each component. The most challenging moment was finding the distributor to have weak grounding, which resulted in an inconsistent spark.

We had our best moments when the engine started after the wiring was completed, and when Steve saw his low petrol warning light and fog lamps for the first time. Also, I took this opportunity to upgrade my soldering iron and found one which heats very quickly and has variable temperature—a very useful feature. The following photos show my workstation and the wiring of the dashboard.

IF GUN CONTROL WORKED



CHICAGO WOULD BE MAYBERRY



PATRIOT HUMOR

I have no problem with vigorous background checks on firearms. While we're at it, do the same for immigration and voter I.D.



THE PATRIOT POST

Chesapeake Chapter Membership Registration Form

1. The form on the following page can be used to send your information to the Chesapeake Chapter of the New England MG-T Register for Membership Registration or other information requests.
2. Please note that we will never supply your information to a third party, will never use your information for telemarketing, and will use your information solely for membership application/registration purposes.
3. You must print, fill-out and mail the form to the address specified below. You may do this by clicking [here](#) or by clicking on the form below (*this requires the free [Acrobat Reader](#)*).
4. Our organization is a local chapter of the New England MG 'T' Register, so we must require that all Chapter Members also be members in the "Register." If you do not belong to the "Register," please request information and application forms by contacting the "Register's" specific website: <http://www.nemgtr.org/join.htm>

Additional Notes:

1. Note that you do not need to own an MG T-type --- all that is required for membership is an interest in MG T-type and other classic automobiles!
- 2.
3. Please include all letters and numbers shown in the car and engine number boxed on the "maker's" plate.
4. TD owners please note that there are three boxes on your "maker's" plate; include the information from all three.
5. If the engine is a replacement, list the number of the engine actually in the car.
6. This information is needed for the chapter's records and to correct and update the Register's files.
7. Incomplete forms will be returned to you via your provided address, for needed corrections.
8. If you have additional MGs, please attach additional forms as required.

Please make check payable to: Chesapeake Chapter NEMGTR ---

Send check to: **Chesapeake Chapter NEMGTR c/o Milton Babirak, 47539 Coldspring Place, Sterling, VA
21065-7446**



The NEW ENGLAND MG 'T' REGISTER, LTD.



THE CHESAPEAKE CHAPTER
MEMBERSHIP REGISTRATION FORM

Renewal

New Member

PERSONAL INFORMATION

Date: _____

Full Name: _____ Spouse or other: _____

Address: _____

Home Phone: () _____ - _____ Cell or Business Phone: () _____ - _____

E-mail: _____

MG INFORMATION

(1) MG Model/Type: _____ Year: _____ Color: _____

(2) MG Model/Type: _____ Year: _____ Color: _____

*New England MG 'T' Register Number(s) Assigned to this Car (s): _____

If you have three or more MGs, please put that information on a second page.

GET INVOLVED!! Check the Activities Below in Which You Have an Interest

Tours/Rallye; Tech Sessions/ Tech Help; Car Shows; Membership; Event Hosting;
 Newsletter/Articles; Advertising/Regalia; Other _____

By completing this application, you hereby agree to hold this Chesapeake Chapter and the NEMGTR harmless from all actions and claims arising from any participation by you or persons accompanying you in any Chapter event or activity.

DUES*: \$12.00 per year or \$30.00 for three years

Please make your check payable to: Chesapeake Chapter NEMGTR. Please mail this form, any additional pages, and a check for your dues to:

**Chesapeake Chapter NEMGTR
c/o Milton Babirak
47539 Coldspring Place
Sterling, VA 20165-7446**

* The Chesapeake Chapter is a local chapter of the New England MG 'T' Register, so we must require that all Chapter Members also be members in the "Register." If you do not belong to the "Register," please request information and application forms from the "Register's" website: <http://www.nemgtr.org/join.htm>.

Revised: April 25, 2013

Editor's Note: Members of the Chesapeake Chapter of the NEMGTR are encouraged to submit classified ads free of charge to the Editor via e-mail or snail mail at one of the addresses shown on page 2. Photographs are also accepted --- digital pictures are the easiest to deal with, however! Please let us know the results of your ad (did you make the sale, or find what you were looking for?). Also, let the Editor know whether you want it to appear just once, or in follow-on issues of our TSR Newsletter.



CLASSIC MAGAZINE

- One year – Six great issues \$26
(Canada \$30, Overseas \$36 U.S. dollars)
- Two years – Twelve great issues \$50
(Canada \$58, Overseas \$68 U.S. dollars)
- Sample issue \$6 U.S. dollars

By mail: Send name, address and phone number with check to P.O. Box 2308, Huntersville, NC 28070
Online: www.ClassicMGMagazine.com/subscribe.html




Vintage Restorations Ltd.

Serving The Classic Car Community For Over 20 Years


Your Full Service, Complete Ground-up Auto Restoration Shop!

Ground-Up Or Partial Restorations | Body Panel Repair
 Welding & Fabrication | Complete Body Refinishing
 Wrinkle Finish Painting | Maintenance & Repairs
 Upholstery Work | Engine & Gearbox Rebuilding
 Chrome Plating Service | Sandblasting & Bead Blasting
 150 Point Evaluation & Pre-Purchase Inspections

Now working on all makes and models.
 Specializing in MG, Triumph, Austin-Healey, Land Rover & Jaguar



Authorized MGCC Victoria Parts Distributor



410.775.0500 | www.vintagerestorationsltd.com | PO Box 573
 52 North Main Street Union Bridge, MD 21791 (Corner of Rt. 75 & Main Street)

