

# The Square Rigger

WINTER 2017 Edition  
Published – January 2018



# The Square Rigger



Quarterly Newsletter of the  
Chesapeake Chapter of the  
New England MG-T Register

[HTTP://WWW.CHESAPEAKECHAPTERMGCLUB.COM](http://www.chesapeakechaptermgclub.com)

## **WORDS FROM OUR CHAIRMAN**

It doesn't seem possible but 2018 is upon us.

This year the Chesapeake Chapter is planning several events of which I hope many of the members will participate. February starts the calendar off with the annual EatOut in the beginning of the month. This year it will be held at The Normandie Farm Inn and Lin Snider will be giving details in this issue of the TSR. Later in the month several members are going on the Winter Tour to Florida which Milt Babirak also discusses in this issue. On April 21st and 22<sup>nd</sup> there will be a Tech Session featuring John Twist at John Debelius's garage. We had one a couple of years ago and it was well received. Come May 4th, 5th and 6th Barbara VanOver will be hosting the Mini-GOF 2018 in Mathews, VA and promises an outstanding event. On June 3<sup>rd</sup> the 41<sup>st</sup> Original British Car Day (OBCD) will be held at Lilypons and another good turnout is expected this year. The last event planned for this year is the Fall Ramble to be held in the Charlottesville, VA area during the last weekend of October so we can take in the foliage.

These events are set up so the Club members can benefit from the social interaction and camaraderie, as well as have fun participating. One or all the events should appeal to the membership. If you would like to add anything to the Club's activities, please do not hesitate to make a suggestion to me.

The North American MGB Register is having their annual convention **MG 2018** in Gettysburg, PA on June 17th-22nd. It is being hosted by our neighbor club **MGs of Baltimore, Ltd.** It looks like a fun event and MGs from far and wide will be attending. Please see the details provided by Mike Lutz in this issue of TSR.

**Your Chairman, Shaun English**

***Safety Fast!***



## **CHAPTER OFFICERS**

### **Chairman**

Shaun P. English  
9318 Brambly Lane  
Alexandria, VA 22039-3010  
(703) 229-3317  
[spenglish@aol.com](mailto:spenglish@aol.com)

### **Vice Chairman**

John Tokar  
4935 Tall Oaks Drive  
Monrovia, MD 21770  
(301) 865-1339 (H)  
(410) 775-0500 (shop)  
[jtokar51@verizon.net](mailto:jtokar51@verizon.net)

### **Secretary/ Treasurer**

**Volunteer Needed**

**Membership Chairman**

Milton Babirak  
47539 Coldspring Place  
Sterling, VA 20165-7446  
(703) 406-4753  
[mbabirak@babirakcarr.com](mailto:mbabirak@babirakcarr.com)

**Events Chairman**

Lin Snider  
P.O. Box 145  
Walkersville, MD 21793  
(301) 845-6381  
[snidelf@aol.com](mailto:snidelf@aol.com)

**Regalia Chairman**

Lin Snider (Acting)  
**Volunteer Needed**

**Technical Advisor**

Charlie Adams  
8406 Westpointe Drive  
Fairfax Station, VA 22039  
(703) 582-3757  
[charlieadamsmg@gmail.com](mailto:charlieadamsmg@gmail.com)

**Newsletter Editor**

Maxie Brown  
12216 Bristow Road  
Bristow, VA 20136  
(703) 895-8833  
[maxieb987@gmail.com](mailto:maxieb987@gmail.com)

**Historians**

Co-Chair Eleanor Lindsay  
[eleanorlindsay@yahoo.com](mailto:eleanorlindsay@yahoo.com)  
Co-Chair Kyle Babirak  
[kbabirak2@me.com](mailto:kbabirak2@me.com)

**Chairwoman Emeritus**

Ruth Renkenberger  
8245 Ingleton Circle  
Easton, MD 21601  
(410) 822-6061  
[renk@atlanticbb.net](mailto:renk@atlanticbb.net)

**Webmaster**

Chris Kintner  
[chris.kintner@comcast.net](mailto:chris.kintner@comcast.net)

**FROM YOUR EDITOR**

I hope you enjoy this WINTER 2018 issue of **THE SQUARE RIGGER (TSR)**, our club's quarterly newsletter.

2017 was a good year but I'm really looking forward to 2018!!!! Lots of fun car club events coming up.

Welcome new member Judy Curtis! Looking forward to seeing you and Jim soon.

As always, please send me photos of your cars, articles, up-coming events, pictures, recipes, stories, funny quotes, etc. to include in the next newsletter. Please note that my email address is [maxieb987@gmail.com](mailto:maxieb987@gmail.com) and my cell phone is 703-895-8833.



Cheers, Maxie Brown, Editor, TSR


## **WELCOME NEW MEMBERS & MEMBERSHIP UPDATES**

Welcome back Club Member James Tierney of Fairfax, Va. Looking forward to meeting you at future club events!

Please welcome new member Judith Curtis of Arlington, Va. We are so happy that Judy has joined our club. Judy and Jim Bradley are always treating us to lots of fun and tuba.

On her membership registration, Judy has indicated an interest in tours and car shows. I'm sure we can keep her busy 😊

On a side note, Club member Jim Bradley performed at the Kennedy Center's "Tuba Christmas". Over 300 tubas performing Christmas carols.



**Nice Job!**





**Our Club Symbol --- A Real Chesapeake Bay Skipjack**

	<h2 style="text-align: center;">CALENDAR OF EVENTS</h2>
February 4, 2018	Winter Eat Out Normandie Farm Restaurant, 10710 Falls Road, Potomac, Maryland
February 13-28, 2018	4th Annual Florida Winter Tour
April 21 & 22, 2018	2-day Tech Seminar featuring John Twist. Hosted by John Debelius.
May 4-6, 2018	Mini GoF – Make Mine Mathews Gloucester Quality Inn, Gloucester, Va.
June 3, 2018	41st "Official" British Car Day (OBCD)
June 17-22, 2018	MG2018 Gettysburg, Maryland
October 26-28, 2018	Fall Ramble Charlottesville, Virginia & vicinity

## **Recent Chapter & Other Events**



**Fall Ramble 2017 – Friday, October 27, 2017 – Sunday, October 29, 2017**

### **Belle Grove Plantation**

The Fall Ramble was held on October 27-29, 2017 in the Front Royal - Winchester, Virginia.

Friday night dinner was held at Houlihan's Restaurant in our Holiday Inn hotel. Saturday included a fun filled day with a morning tour of the historic Belle Grove Plantation. Belle Grove is located in the northern Shenandoah Valley near Middletown, Virginia. It is an authentic 1797 Manor House, built by Major Isaac Hite and his wife Nelly Madison Hite, sister of President James Madison.

On Saturday afternoon, we received a guided tour of White Post Restorations (WPR) located in White Post, Virginia. This facility is impressive! It is known as one of the premier collector car restoration facilities in the

world, and has been setting the standard for Concours car restoration for over 75 years. Now in its fourth generation of family ownership, WPR has completed over 1,000 restorations for clients throughout the country and the world. From seasoned collectors to celebrities, diplomats to dignitaries, to the individual who simply wishes to restore a cherished memory.

On Saturday evening, we were delighted with the Region 117 Restaurant, located in a nearby golf course community. The meal was local farm to table and delicious! I want to go back. We even had an after dinner speaker who entertained the group with local history. A great weekend was had by all!



***Friday night at Houlihan's Restaurant***





***White Post Restorations Tour – A car buff's dream tour!***



***Saturday evening club gathering at Regions 117 Restaurant***



## **UPCOMING CHAPTER & CHAPTER RELATED EVENTS**

---

### **ANNUAL EAT OUT 2018 - FEBRUARY 4, 2018**

**Eat Out 2018 at Normandie Farm Restaurant**

**Sunday, February 4, 2018**

**Noon**

**Buffet meal with many selections**

**Cost: \$45.00 per person (including tax and gratuity)**

**Web site [www.popovers.com](http://www.popovers.com). There will be a cash bar available also. Please RSVP by January 31 and remit checks payable to: Lin Snider, P. O. Box 145, Walkersville, MD 21793. Questions: 240-344-6958 or [snidelf@aol.com](mailto:snidelf@aol.com).**

**Direction: From I 495, DC Beltway, exit #39 MD Route 190, River Road, Three miles west to 2nd Potomac Village signal, right onto Falls Road, MD 189, approximately one mile on your left is Normandie Farm Restaurant, 10710 Falls Road, Potomac, MD 20854. Tel # 301-983-8838.**

---

### **FOURTH ANNUAL WINTER TOUR**

**WE ARE READY TO GO!**

**FOLLOW US ON FACEBOOK**

All of the planning is done: Hotel rooms have been reserved; activities have been planned; scenic driving routes have been selected and mapped; and restaurants have been chosen. The Official Route Book for the Winter Tour 2018 has been printed and circulated. The ten participants are getting their six cars ready and they are assembling their *accouterment* for the trip. We'll be leaving via the Amtrak Auto train on February 15, 2018. This fourth annual Tour will be the largest trip thus far. The ten participants are:

1. Shaun English
2. Jim Bradley
3. Judith Curtis
4. John Debelius
5. Charlie Carrochio
6. Barbara VanOver
7. Karen Williams
8. Cliff Essman
9. Rich Ottenstein
10. Milton Babirak

We have a terrific line-up of activities. Several central Florida British car clubs have planned a picnic and car show with us near Mt. Dora which will also be hosting its annual and popular music festival. We will travel down and up the Overseas Highway connecting all of the Florida Keys. We will again pay our respects to the alligators of the Everglades.

In total, we will drive about 1000 miles, all in Florida, and not including the Auto train trip (about 811 miles). Each day will consist of a scenic drive of about 100 miles, some interesting activities and good local meals. To visualize the daily routes of this year's Winter Tour, see the map on this page.

This year we have planned something new. You can follow us on the Tour on Facebook. The Chesapeake Chapter will create its own Facebook page. Every day of the Winter Tour, we will post photos to the page so you can follow us. This may be of particular interest to those Chapter members who have an interest in the Tour but cannot go with us. But the Facebook page is not only for members. Family and friends can follow along, too. And the Chapter's Facebook page can be used to post photos and information about the other Chapter activities like the Winter Eat Out, Mini-GOF, tech sessions and Fall Ramble. Check us out on Facebook. Click below for the tour map.

<https://www.mapquest.com/my-maps/2f99c47b-8374-4416-ac66-b7049883d252>

---

**Spring 2018 Mini GoF**  
**Make Mine Mathews**  
**May 4-6, 2018**  
**By Barbara Van Over**

Several of you have been to our fair shores in the past.... We haven't changed much. We do sport new sidewalks in the courthouse (less parking). We were a fishing, farming and boating community of about 9,000 in the mid-1800's. We now have morphed into a retired, artist, fishing/hunting/boating community of 9,000. We are proud of our area's history from Powhatan, John Smith, the Revolution and the "war of recent unpleasantness". In Mathews, you are never more than a mile from salt water ... even our ditches are tidal. Along with Plantations and working farms, we have two art galleries, several boutiques, an internationally known crew facility and a Saturday's Farmer's Market. I hope you will join us for a fun-filled weekend in the back of beyond. (As my mother use to say, "you're either here to visit or go swimming.")

## HERE ARE THE DETAILS:

As Mathews has no hotels, we are staying "next door" in Gloucester at the Quality Inn, 6639 Forest Hill Avenue, Gloucester, VA 23061. They have set aside 20 rooms, until April 4, so make your reservations before that date. Call 804-695-1900, ask for the **Chesapeake Chapter** rooms. Our rate for the weekend is \$109.00 per night.

**FRIDAY** – After checking in, head over to my place, River Oaks, 1055 Holland Point Road, in the Dutton area of Mathews County. We'll have steamed crabs, hot dogs, and chicken on the grill, salads and drinks! Call and tell us you are on the way! The pool will be open and heated so bring your towel. We can hang out, kick tires and share pictures of our kids, oops, cars. (\$5.00 contribution)

If you're still hungry..... really??? Try South Winds 804-725-2766 in Mathews or Bangkok Noi 804-695-1177 in Gloucester. There are also many fast food joints near the hotel.

**Questions: 804-725-5815.... Barbara**

**SATURDAY** – We will convene at 10 a.m. at the parking lot of the Lee Jackson Elementary School on Church Street in Mathews Courthouse. We have options:

1. Fun n' Games
2. Visit shops, browse around Courthouse, and snack
3. Visit local museums
4. Eat, we have reservations at South Winds on Church Street for lunch
5. Resume browsing or visit a friend's garage (you saw one of his cars at White Post last fall)
6. 2 p.m. – we will visit Bobby Digg's gas station and car museum.

**BANQUET – York River Oyster Company** overlooking the historic river just across from the Yorktown Battlefield. They are located at 8109 Yacht Haven Road, Gloucester Point, Va.



**6:30 p.m.** Cash bar

**7:00 p.m.** Dinner is \$40.00 which includes tax and tip and is comprised of the following: (Please circle your choice of entrée and return with check to Barbara Van Over.) Please send to 1055 Holland Point Road, Dutton, VA 23050.

**Salad or Soup**

**Choice of entrée:**

Beef tenderloin  
Crab cake platter  
Chicken Alfredo  
Rockfish platter

Dessert

Coffee, tea, soda

**SUNDAY** – good bye until next time – drive safely home. Going to be fun!

---

## **The Original British Car Day (OBCD)**

### **41<sup>st</sup> Annual Meet**

**Sunday, June 3, 2018**

**Lilypons Water Gardens - Adamstown, Maryland**

The Chesapeake Chapter of the New England MG “T” Register is proud to invite you to attend the 41<sup>st</sup> meet of **The Original British Car Day**. This annual event is held for the enjoyment of all British car and motorcycle enthusiasts. A portion of the proceeds will be donated to local charities.

Our event will be held from 8:00 AM until 3:00 PM at the beautiful grounds of Lilypons Water Gardens. Come and enjoy this gathering of all British marques in one setting and the beauty of the water gardens. Bring your leashed pet and picnic lunch or partake of the food and drink offered by various food vendors.

This year’s Featured Marque will be the TVR. We are pleased to serve as the TVR Club’s venue for their annual gathering. We look forward to participation from this group and welcome their members and their cars on our show field!

A special treat this year will be mid-day musical performances by the 30-piece British Brass Band! They will be set up near the Chesapeake Chapter Hospitality Tent for all to enjoy. Another change this year will be the relocation of our spectator parking lot, which is now located about ¼ mile east on Lilypons Road.

There will be shuttle bus service all day for convenient transport to and from the show field and vendor areas. Whether you are displaying your car, or just coming to enjoy the event, the drive is beautiful no matter which direction you come from. Lilypons Water Gardens is located in Adamstown, Maryland on Lilypons Road. It is accessed easily from North I-70 or I-270 via Route 85, or from the South via Route 28. Please visit their website at [www.lilypons.com](http://www.lilypons.com) for directions and more information about their establishment.

The contact person for OBCD is John Tokar, Chairman, who can be reached at 410-775-0500, or by email at [jtokar51@verizon.net](mailto:jtokar51@verizon.net). For more information please visit our website at: [www.chesapeakechaptermgtclub.com](http://www.chesapeakechaptermgtclub.com).



---

## **NAMGBR Convention MG2018 July 17-22, 2018 Gettysburg, Maryland**

This year the NAMGBR Convention is being held in Gettysburg, Maryland from June 17th to the 22nd. Although this is a MGB event, all models of MGs are invited, and there is a class for Ts. This event is being sponsored by the MGs of Baltimore Car Club, and there are members of the Chesapeake Chapter who also belong to MGsOB.

There is a web site (MG2018) where you can find pictures and information on this event. In addition to the car show there are tech sessions, and driving tours. I have attended a number of these events and had a great time with my TF and my YT. Please take a look at MG2018, and consider joining the fun at Gettysburg. Over 100 cars have already registered, and we expect to have 300 to 400 cars at this event.

## **2018 Chesapeake Chapter Technical Session**

### **Featuring John Twist of University Motors**

#### **By Charlie Adams**

John Twist will return to lead another technical session for Chesapeake Chapter Members on April 21 and 22, 2018. John Debelius is making available his home garage in Rockville, Maryland for this Chapter event.

We are planning that this year's event will have a format similar to our very successful 2016 tech session with John. We will include a dinner with John on Saturday evening, and identify a nearby hotel for those who may wish to stay in the area overnight.

The format will again be a "rolling tech session." Each member will choose a task for John, and he will diagnose, work on, repair or fix the members car. John will be discussing his observations of each car, and typically reports on conditions he sees, discussing repairs or improvements, diagnosing faults and actually making repairs and adjustments. For example, last year John started and tuned Mike Eaton's supercharged MG TC which had been idle for some years, and this year, John will be installing an electronic ignition in Milt Babirak' MG TD.


With this format, we will have time slots available for 12 cars. To cover expenses, the fee for this tech session will be \$200 per member. As early as possible, please notify me of your interest in attending this event and the car(s) which you wish for John to examine. In addition, if you have a topic for John to address, please let me know. You can contact me at [charlieadamsmg@gmail.com](mailto:charlieadamsmg@gmail.com) or by phone at 703-582-3757.

### **INTERESTING ARTICLES, TIDBITS & TRIVIA**

#### **Jumping In With Both Feet --- Restoration of My 1949 MGTC --- Installment Nr 14** **Reporting Progress on Steve Woodall's 1949 MGTC**

Since the FALL 2017 edition of The Square Rigger, steady progress has continued. Most importantly, with the applied expertise of my Chief Engineer and Restoration Architect, Charlie Adams, the installation of the totally new wiring harness and new dashboard is almost complete. The beautiful new wiring has been tested for continuity, all ground wires are in place, and the fuel system has been lit off successfully. The headlamps and side lamps have been rebuilt, rewired and successfully tested. The new chrome badge bar has been put together, and the rebuilt horn and the fog lamp have been tested. The initial test of engine light off found the engine turning over properly, but "no spark" --- we suspect we'll need to replace the electronic ignition bits, which will be done first thing when we get back to work in early January 2018. I have the spare electronic ignition kit in hand, as well as the original "regular" points assembly handy, if needed.





**Brand New Wiring – back of the New Dash Board**



**Brand New Wiring to Regulator**

The most difficult to install new upholstery has been completed in the rear of the tub --- the wheel well covers, rear edge trim, and the side curtain compartment lining and new door --- and the rest is all ready to install. In fact, once the wiring is fully completed and tested, the car will be ready to reassemble!



**Rear of Tub --- New Interior Nicely Done**



**View of New Dash Board from Rear Edge**

The new carpeting, piping, and totally new leather interior panels will go in, then the newly re-chromed windshield frame will be assembled & installed. As you can see in the picture below, the mounts for the two new Brooklands Screens are already installed on the dash board. Finally, the fenders, bonnet, running boards, and cowl will be bolted on --- and we'll have a nearly completed car.



**The Beautiful New Walnut Dash Board --- All the Lights Work!**



**View of Engine Bay – Starboard Side**



**View of Engine Bay – Port Side**

At that point --- coming soon --- we'll need to install the new black canvas hood (top), and fit the new black canvas covers for the side curtains. Then, we'll replace the old, worn tires with new ones --- not yet purchased. I am still leaning towards the Blockley tires.

However, the end is clearly in sight! Important to remember --- this restoration effort began with initial disassembly in November of 2013. *Nothing* is ever as simple as it seems! “:- - )

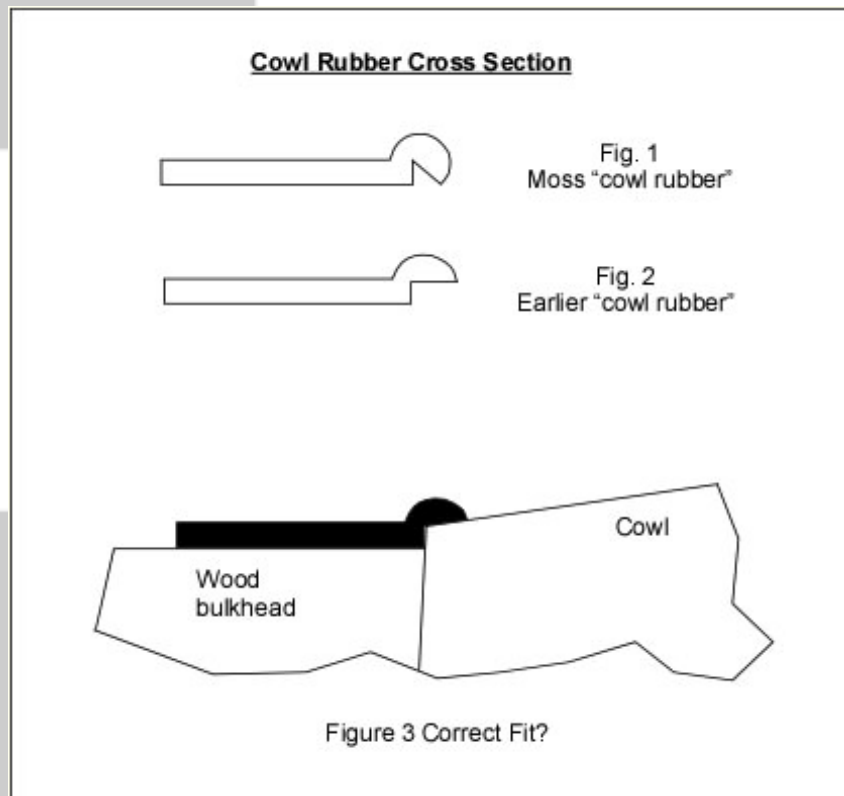
# Tech Notes, January 2018

By: Charlie Adams  
Technical Advisor

## MG TD and TF Cowl Rubber

I'm replacing a cowl rubber and learned that an improved version is available.

If you have replaced this rubber in recent years, you may have used the product which is in the shape of a "bird's beak," and which does not lay flat on the scuttle. Paul Jennings of Oklahoma provided us with the following drawing showing the differences. According to Paul, Brown and Gammons offers cowl rubber that is similar in shape to the original and will lay flat.



## MG Leaf Springs

Some of the leaf springs on the market today are not providing the correct ride height and suppleness we expect on our cars. Most recently, I put a new set of springs on an MGA, and its ride height was easily over 1 ½ inches too high. The car also rode hard. The solution was to find and install a set of original springs. Recently, I learned that Jones Springs of England is making MG leaf springs with the same ratings as those from the factory, and will be giving theirs a try at the next opportunity. See [www.jones-springs.co.uk](http://www.jones-springs.co.uk)

Jones Springs (Engineering) Ltd.  
Gladstone Street  
Darlaston  
West Midlands, WS 10 8BE



# Why I Like Retirement !

**Question:** How many days in a week?

**Answer:** 6 Saturdays, 1 Sunday

**Question:** When is a retiree's bedtime?

**Answer:** Two hours after he falls asleep on the couch.

**Question:** How many retirees does it take to change a light bulb?

**Answer:**

Only one, but it might take all day.

**Question:** What's the biggest gripe of retirees?

**Answer:** There is not enough time to get everything done.

**Question:** Why don't retirees mind being called Seniors?

**Answer:** The term comes with a 10% discount.

**Question:** Among retirees, what is considered formal attire?

**Answer:** Tied shoes.

**Question:** Why do retirees count pennies?

**Answer:** They are the only ones who have the time.

**Question:** What is the common term for someone who enjoys work and refuses to retire?

**Answer:** NUTS!

**Question:** Why are retirees so slow to clean out the basement, attic or garage?

**Answer:** They know that as soon as they do, one of their adult kids will want to store stuff there.

**Question:** What do retirees call a long lunch?

**Answer:** Normal .

**Question:** What is the best way to describe retirement?

**Answer:** The never ending Coffee Break.

**Question:** What's the biggest advantage of going back to school as a retiree?

**Answer:** If you cut classes, no one calls your parents.

**Question:** Why does a retiree often say he doesn't miss work, but misses the people he used to work with?

**Answer:** He is too polite to tell the whole truth.

And, my very favorite....

**QUESTION:** What do you do all week?

**Answer:** Monday through Friday, NOTHING. Saturday & Sunday, I rest.

**Always Remember This:  
You don't stop laughing because you grow old,  
You grow old because you stop laughing!**

---

## **FOR A FUN RIDE!!!**

<https://www.youtube.com/watch?v=KGb8hE0AZ18>

---

### **As I Get Older, I Realize ...**

- #1 - I talk to myself, because there are times I need expert advice.
- #2 - I consider, "On Trend" to be the clothes that still fit.
- #3 - I don't need anger management. I need people to stop 'p-ss--g me off.'
- #4 - My people skills are just fine. It's my tolerance for idiots that needs work.
- #5 - The biggest lie I tell myself is, "I don't need to write that down. I'll remember it."
- #6 - I have days when my life is just a tent away from a circus.
- #7 - These days, "on time" is when I get there.
- #8 - When I was a child, I thought nap time was punishment. Now it feels like a mini-vacation.
- #9 - Some days I have no idea what I'm doing out of bed.
- #10 - I thought growing old would take longer.
- #11 - Aging sure has slowed me down, but it hasn't shut me up..
- #12 - I still haven't learned to act my age.



## MG 'T' Society Limited – by Dale Flowers

The MG 'T' Society is a British internet based society for T-Series MG owners. The over-arching aim of the society is to help owners to rebuild, or if rebuilt, to maintain and keep their cars on the road and buy spares and services from recommended suppliers. Membership in the society is free. The society's website is located at <http://ttypes.org/>.

The club maintains a database of 6,000 MG T-Series cars from around the world. A search on TF3559 would display the following for my TF:

### **TF3559**

[\[Edit this car's details\]](#)

<b>Model</b>	MG TF
<b>Current Engine Number</b>	XPAG/TF/33218
<b>Original Engine Number</b>	XPAG/TF/33218
<b>Build Date</b>	25 February 1954
<b>Date First Registered</b>	
<b>Current Licence Plate</b>	L2112A
<b>Original Colour</b>	RED
<b>Current Colour</b>	RED
<b>Upholstery Colour</b>	RED
<b>LHD/RHD</b>	LHD
<b>Export Model</b>	Yes
<b>On the Road</b>	Yes
<b>Owner's Country</b>	UNITED STATES



1 / 3



Totally T-Type 2 (TTT 2) is a free bi-monthly technical publication compiled for MG T-Series owners by John James, the creator and original editor of the MG Car Club T Register publication, Totally T-Type. The online version of the publication is located at <http://ttypes.org/ttt2/>. Past issues of the bi-monthly publication can be downloaded.

One advantage of becoming a member of the society is that you have access to technical publications from the Lockheed Hydraulic Brake Company, Joseph Lucas Ltd, the MG Car Company and the S.U. Carburetter Company as well as the Lucas Overseas Technical Correspondence Course, and W.K.F. Wood's 1968 publication "The XPAG Engine: Data, Service and Super Tuning".

The publications are available for download from the MG 'T' Series Society. The publications and their file sizes are as follows:

Service Information Sheet No. 7: S.U. Carburetter Needles (860kb)

Published in November 1933 by The M.G. Car Company Ltd

Applicable to: TA/TB/TC

This three page publication consists of a table detailing the precise dimensions of nearly fifty different types of SU carb needles, for M.G. models from the 1929 M-Type Midget through to the 1947 YA.

Service Information Sheet No. 32: Complete List of M.G. Models (220kb)

Published in April 1936 by The M.G. Car Company Ltd

Applicable to: TA/TB/TC

This one-page table lists the M.G. models produced up to March 1938, including stats such as engine capacity,

production period and body type.

Service Information Sheet No. 61: Steering Angles (170kb)

Published in February 1948 by The M.G. Car Company Ltd

Applicable to: TA/TB/TC

Details the correct steering angles - castor, knuckle and king pin - from M.G. M-types through to the M.G. YA.

Service Information Sheet No. 64: Front Wheel Toe-In (170kb)

Published in September 1938 by The M.G. Car Company Ltd

Applicable to: TA/TB/TC

Documents the correct front wheel toe-in measurement for various M.G.s, including TA, TB & TC.

Service Information Sheet No. 67: Speedometer Cables (270kb)

Published in May 1947 by The M.G. Car Company Ltd

Applicable to: TC

Highlights customer complaints of broken TC speedo cables and offers up a new cable and run location as a solution. Two pages with diagram.

Service Information Sheet No. 70: Oil Base Joints (188kb)

Published in July 1947 by The M.G. Car Company Ltd

Applicable to: TB/TC

Offers up useful tips and cautionary notes when refitting the oil base. One page with diagrams.

Service Information Sheet No. 73: Front Axle and Steering (143kb)

Published in September 1947 by The M.G. Car Company Ltd

Applicable to: TC

Details an improvement to the steering by reducing the castor angle, effected from TC4251 onwards, and provides information on a taper plate to incorporate the mod on earlier TCs.

Service Information Sheet No. 81: Gearbox Synchromesh Hub Balls (205kb)

Published in August 1950 by The M.G. Car Company Ltd

Applicable to: TD

This one-page release reports on cases of synchromesh hub balls dropping out of their cage, and provides a warning on how to prevent it happening. With gearbox diagrams.

Service Information Sheet No. 82: Grease Leakage from Front Hubs (176kb)

Published in August 1950 by The M.G. Car Company Ltd

Applicable to: TD

Details a grease retainer cap conversion introduced to prevent grease leakage from the front hubs. With diagram.

Service Information Sheet No. 85: Introduction of 8" Diameter Clutch in place of 7.25" (193kb)

Published in August 1951 by The M.G. Car Company Ltd

Applicable to: TD

Announces the new classification of the XPAG/TD/2 engine and the reasons behind the change. Includes a list of superceded parts between the XPAG/TD and XPAG/TD2.

Lucas Equipment/Parts List for the MG TC (7.7mb)

Published in December 1949 by Joseph Lucas Ltd

This ten page catalogue lists pictures, model and part numbers of Lucas equipment and spare parts for the MG

TC. The catalogue also includes a number of wiring diagrams.

Lucas Spare Parts Catalogue (9.6mb)

Published in 1954 by Joseph Lucas Ltd

Lucas Equipment & Spares catalogue from 1954, applicable to the MG TF (and Magnette).

Spare Parts & Complete Units - M.G. 10 H.P. 1937 (0.7mb)

Published by Joseph Lucas Ltd

This list gives part numbers in respect of items supplied by Joseph Lucas Ltd for the 1937 TA.

Hydraulic Brakes Service Manual (TA/TB/TC) (6.3mb)

Published by Lockheed Hydraulic Brake Company Ltd

This superb service manual, provides a description of the hydraulic braking system (prior to two leading shoe) along with step-by-step instructions on routine maintenance, adjustments, bleeding and flushing.

Hydraulic Brakes Service Manual (TD/TF) (12.7mb)

Published by Lockheed Hydraulic Brake Company Ltd

The two leading shoe version of the above manual.

Lucas Generator and Control Box Tests (3.4mb)

Published in 1963 by Joseph Lucas Ltd

"This booklet will serve to show you a way in which some of the more common faults in the generator and regulator, on Lucas quipped cars and motor cycles, can be diagnosed and corrected - in many cases without having to remove the units from the vehicle." Courtesy of the International MG Y Type

Lucas Maintenance Instructions & General Information (5.8mb)

Published by Joseph Lucas Ltd

This manual describes routine maintenance, general information and fault-finding for the range of Lucas products.

MG TA Instruction Manual (75mb)

Published in October 1936 by The M.G. Car Company Ltd

This TA Instruction Manual is a large download at 75mb in size. Note that the manual is also fully searchable.

MG TB & TC - Special Tuning (2.3mb)

Published in June 1949 by Nuffield Press Limited

This official publication from 1949 lists a number of special tuning strategies for the XPAG to improve performance.

Smiths - The Care of Instruments (2mb)

Published in November 1966 by Smiths Industries Limited

Offers guidance on maintenance of Smiths instrumentation.

SU Type H Carburettors: Tuning & Servicing (0.6mb)

Published by The Nuffield Press Limited, Cowley, Oxford

This 12 page illustrated publication covers the tuning, servicing, dismantling and reassembly of the Type H SU Carburetter.

The Horizontal and Downdraught Controllable Jet S.U. Carburettors (1.4mb)

Published by The S.U. Carburetter Co. Ltd

This useful publication (date of issue unknown) gives some advice on tracing and curing faults if the engine is not running properly due to the carburetter(s).

The Spare Parts List for the MG Midget (Series TA and TB) (17.2mb)

Published in September 1939 by The M.G. Car Company Ltd

The September 1939 print of the TA/TB Parts List complements the Instruction Manual for the Midget Series 'T' (TA), above.

The XPAG Engine: Data, Service and Super Tuning (9mb)

Published in 1968 by W.K.F. Wood

This long out-of-print tome draws on a vast array of sources to give practical advice to help with rebuilding and maintaining the XPAG engine.

MG TA Wiring Diagram No W.58120-1 (0.4mb)

Published in July 1936 by Joseph Lucas Ltd

This publication, dated July 1936, is the wiring diagram published by Joseph Lucas shortly after the TA's introduction.

Lucas Overseas Technical Correspondence Course: General Information (270kb)

Published by Joseph Lucas Ltd

The course is in 9 individual stand alone sections.

Section 1 - Lead Acid Batteries (1.5mb)

Section 2 - Starter Motors (1.8mb)

Section 3 - Coil Ignition (2.2mb)

Section 4 - Generators (1.3mb)

Section 5 - Generator Output Control (1.9mb)

Section 6 - Vehicle Wiring Circuits (1.1mb)

Section 6 - Vehicle Wiring Circuits (1.1mb)

Section 8 - Accessories (3.5mb)

This section covers accessories such as the windshield wipers, horns, semaphore and flashing light direction indicators and interior light circuits.

Section 9 - Electrically Controlled Overdrive (1.4mb)

## **Chesapeake Chapter Membership Registration Form**

1. The form on the following page can be used to send your information to the Chesapeake Chapter of the New England MG-T Register for Membership Registration or other information requests.
2. Please note that we will never supply your information to a third party, will never use your information for telemarketing, and will use your information solely for membership application/registration purposes.
3. You must print, fill-out and mail the form to the address specified below. You may do this by clicking [here](#) or by clicking on the form below (*this requires the free [Acrobat Reader](#)*).
4. Our organization is a local chapter of the New England MG 'T' Register, so we must require that all Chapter Members also be members in the "Register." If you do not belong to the "Register," please request information and application forms by contacting the "Register's" specific website: <http://www.nemgr.org/join.htm>

### **Additional Notes:**



1. Note that you do not need to own an MG T-type --- all that is required for membership is an interest in MG T-type and other classic automobiles!
- 2.
3. Please include all letters and numbers shown in the car and engine number boxed on the "maker's" plate.
4. TD owners please note that there are three boxes on your "maker's" plate; include the information from all three.
5. If the engine is a replacement, list the number of the engine actually in the car.
6. This information is needed for the chapter's records and to correct and update the Register's files.
7. Incomplete forms will be returned to you via your provided address, for needed corrections.
8. If you have additional MGs, please attach additional forms as required.

Please make check payable to: Chesapeake Chapter NEMGTR ---

Send check to: **Chesapeake Chapter NEMGTR c/o Milton Babirak, 47539 Coldspring Place, Sterling, VA  
21065-7446**

## **LIKE US ON FACEBOOK**

The Chesapeake Chapter has a Facebook page. It is called "The Chesapeake Chapter of the New England MG T Register." Like us on Facebook and receive notices, announcements, videos and photos about the Chesapeake Chapter. Ten members of the Chesapeake Chapter will be participating on the Winter Tour on February 15-28, 2018 and on each day of the trip some of them will post their photos and videos to this Facebook page. Follow along and enjoy the trip from the comfort of your cell phone, laptop, tablet or desktop. If you have any questions or if you have any problems joining, contact Milton Babirak at [mbabirak@babirakcarr.com](mailto:mbabirak@babirakcarr.com) or 703-501-7924.



The NEW ENGLAND MG 'T' REGISTER, LTD.

THE CHESAPEAKE CHAPTER

MEMBERSHIP REGISTRATION FORM



Renewal

New Member

**PERSONAL INFORMATION**

Date: \_\_\_\_\_

Full Name: \_\_\_\_\_ Spouse or other: \_\_\_\_\_

Address: \_\_\_\_\_

Home Phone: ( ) - \_\_\_\_\_ Cell or Business Phone: ( ) - \_\_\_\_\_

E-mail: \_\_\_\_\_

**MG INFORMATION**

(1) MG Model/Type: \_\_\_\_\_ Year: \_\_\_\_\_ Color: \_\_\_\_\_

(2) MG Model/Type: \_\_\_\_\_ Year: \_\_\_\_\_ Color: \_\_\_\_\_

\*New England MG 'T' Register Number(s) Assigned to this Car (s): \_\_\_\_\_

If you have three or more MGs, please put that information on a second page.

**GET INVOLVED!! Check the Activities Below in Which You Have an Interest**

Tours/Rallye;  Tech Sessions/ Tech Help;  Car Shows;  Membership;  Event Hosting;  
 Newsletter/Articles;  Advertising/Regalia;  Other \_\_\_\_\_

By completing this application, you hereby agree to hold this Chesapeake Chapter and the NEMGTR harmless from all actions and claims arising from any participation by you or persons accompanying you in any Chapter event or activity.

**DUES\*: \$12.00 per year or \$30.00 for three years**

**Please make your check payable to: Chesapeake Chapter NEMGTR. Please mail this form, any additional pages, and a check for your dues to:**

**Chesapeake Chapter NEMGTR  
c/o Milton Babirak  
47539 Coldspring Place  
Sterling, VA 20165-7446**

\* The Chesapeake Chapter is a local chapter of the New England MG 'T' Register, so we must require that all Chapter Members also be members in the "Register." If you do not belong to the "Register," please request information and application forms from the "Register's" website: <http://www.nemgtr.org/join.htm>.

Revised: April 25, 2013

## **TSR Advertisements**

**MG TC for Sale  
January 2018  
By Charlie Adams  
Technical Advisor**



On January 5<sup>th</sup>, I looked over this 1949 MG TC, which is for sale in Manassas. I spotted it on Craigslist. Overall, this is a nice car needing mechanical restoration. The owner said its matching numbers, but the bonnet latches were stuck so I couldn't verify this.

The owner's father bought the car in England in 1963, and kept it in Florida for many years. Earlier history is not known. No maintenance history is available. Nevertheless, the car has had effort put into it over the years.

The body is straight and the paint is fairly good. Certainly presentable. The undersides of the fenders were not done when the car was last painted, and are painted black. There is some light rust under the car, but overall the body is quite nice. The doors sag a little, due it appears, to be worn hinges. The passenger door handle does not operate the latch. The chrome is a bit dull and in fair condition.

The bonnet is loose on the body--the hinge end pieces are not screwed down. The engine compartment is presentable looking through the louvers, but I could not get a good look at the carbs.

The black interior is in good or better condition except for the carpet. Seats are back leather. The top frame is off the car, and side curtains are present but cloudy and discolored.

The battery was dead and the engine has not run in some years. The tires are dry rotted and near bald. The brake

and clutch pedals flop left and right so the bushings need replaced. I expect the suspension rubber needs replaced. The brake pedal went to the floor, and the master cylinder is damp. The handbrake does work. Typical TC steering feel at rest.

I'm going to help the owner by working on starting the car after doing the important prep work. Perhaps I'll then be able to drive it a short distance.

**ALERT! We need a new database administrator for OBCD! Please contact John Tokar for additional information - (410) 775-0500 - [jtokar51@verizon.net](mailto:jtokar51@verizon.net)**

Editor's Note: Members of the Chesapeake Chapter of the NEMGTR are encouraged to submit classified ads free of charge to the Editor via e-mail or snail mail at one of the addresses shown on page 2. Photographs are also accepted --- digital pictures are the easiest to deal with, however! Please let us know the results of your ad (did you make the sale, or find what you were looking for?). Also, let the Editor know whether you want it to appear just once, or in follow-on issues of our TSR Newsletter.



**CLASSIC**   
**M A G A Z I N E**

- One year – *Six great issues* \$26  
(Canada \$30, Overseas \$36 U.S. dollars)
- Two years – *Twelve great issues* \$50  
(Canada \$58, Overseas \$68 U.S. dollars)
- Sample issue \$6 U.S. dollars

**By mail: Send name, address and phone number  
with check to P.O. Box 2308, Huntersville, NC 28070**  
**Online: [www.ClassicMGMagazine.com/subscribe.html](http://www.ClassicMGMagazine.com/subscribe.html)**





# Vintage Restorations Ltd.

Serving The Classic Car Community For Over 20 Years

## Your Full Service, Complete Ground-up Auto Restoration Shop!

Ground-Up Or Partial Restorations | Body Panel Repair  
Welding & Fabrication | Complete Body Refinishing  
Wrinkle Finish Painting | Maintenance & Repairs  
Upholstery Work | Engine & Gearbox Rebuilding  
Chrome Plating Service | Sandblasting & Bead Blasting  
150 Point Evaluation & Pre-Purchase Inspections

Now working on all makes and models.  
Specializing in MG, Triumph, Austin-Healey, Land Rover & Jaguar



410.775.0500 | [www.vintagerestorationsLtd.com](http://www.vintagerestorationsLtd.com) | PO Box 573  
52 North Main Street Union Bridge, MD 21791 (Corner of Rt. 75 & Main Street)

