

# The Square Rigger

SPRING 2020 Edition

Published – April 2020




*You can purchase this rare and beautiful vehicle! Details inside!*



**COVID-19**

**Global Pandemic – Stay Home! Stay Safe!**

# The Square Rigger



**Quarterly Newsletter of the  
Chesapeake Chapter of the  
New England MG-T Register  
[HTTP://WWW.CHESAPEAKECHAPTERMGCLUB.COM](http://www.chesapeakechaptermgclub.com)**

## **WORDS FROM OUR CHAIRMAN**



Greetings:

Quite a bit has happened since our last TSR issue. As you know in the last month or so the Coronavirus or COVID-19 has changed many of our day to day habits and has developed into a stay-at-home policy for members in our region.

Many of the Chesapeake Chapter's events occurring during the next several weeks have been cancelled or postponed until 2021. Specifically, the John Twist Tech Seminar scheduled to be held in April is currently cancelled without a future date for rescheduling. The Club's Tech Advisor Charlie Adams will keep us posted on a future date.

After much planning by Hank and Stevie Giffin the Mini-GOF for 2020 had to be cancelled and rescheduled for 2021. The details of the event are essentially the same except for the dates - April 30 - May 2 in 2021. We will hear more about the particulars as time goes by.

It has been decided that Original British Car Day (OBCD) has been cancelled for this year, too. Maryland Governor Hogan's order that 50 or more people cannot congregate in one location as well as the Club's Board of Directors and OBCD Chairman Tom Renda determined it is best to reschedule the event for next year.

As you can see most CCNEMGTR events over the next few months are not going to happen as planned. However, the Fall Ramble scheduled for the last weekend in October is still on. Hopefully, things will have subsided before then and there will be a good turnout for the event. Please contact John Debelius at [jdebelius@mccourt.com](mailto:jdebelius@mccourt.com) to let him know your intentions.

In the next TSR issue we will have a clearer message of what is planned for the balance of 2020. Please take care.

TSR Editor Maxie Brown always welcomes subjects that can be included in the newsletter be they personal experiences, articles, trivia, pictures etc. Contact her with any idea you may have.

***Safety Fast!***

**Your Chairman, Shaun English**

---

## **CHAPTER OFFICERS**

### **Chairman**

Shaun P. English  
9318 Brambly Lane  
Alexandria, VA 22039-3010  
(703) 229-3317  
[spenglish@aol.com](mailto:spenglish@aol.com)

### **Vice Chairman**

John Tokar  
4935 Tall Oaks Drive  
Monrovia, MD 21770  
(301) 865-1339 (H)  
(410) 775-0500 (shop)  
[jtokar51@verizon.net](mailto:jtokar51@verizon.net)

### **Secretary/ Treasurer**

**Volunteer Needed**

### **Membership Chairman**

Milton Babirak  
47539 Coldspring Place  
Sterling, VA 20165-7446  
(703) 406-4753  
[mbabirak@babirakcarr.com](mailto:mbabirak@babirakcarr.com)

### **Events Chairman**

Lin Snider  
P.O. Box 145  
Walkersville, MD 21793  
(301) 845-6381  
[snidelf@aol.com](mailto:snidelf@aol.com)

### **Regalia Chairman**

Lin Snider (Acting)  
**(Volunteer Needed!)**

**Technical Advisor**

Charlie Adams  
8406 Westpointe Drive  
Fairfax Station, VA 22039  
(703) 582-3757  
[charlieadamsmg@gmail.com](mailto:charlieadamsmg@gmail.com)

**Newsletter Editor**

Maxie Brown  
12216 Bristow Road  
Bristow, VA 20136  
(703) 895-8833  
[Maxieb987@gmail.com](mailto:Maxieb987@gmail.com)

**Historian**

Co-Chair Ralph Cattaneo  
[dps6060@aol.com](mailto:dps6060@aol.com)  
Co-Chair Kyle Babirak  
[kbabirak2@me.com](mailto:kbabirak2@me.com)

**Chairwoman Emeritus**

Ruth Renkenberger  
8245 Ingleton Circle  
Easton, MD 21601  
(410) 822-6061  
[renk@atlanticbb.net](mailto:renk@atlanticbb.net)

**Webmaster**

Contact Shaun English


**WELCOME ABOARD**

**NEW MEMBERS**

**Welcome Chris Larsen** as a new member of the Chapter! Chris and his wife Susan reside in Leesburg, Virginia. He is a member of the New England MG T Register. Chris has expressed an interest in getting involved in tech sessions and car shows.

Chris was born and raised in New Orleans. He and his wife Susan moved to Virginia two years ago to be near our daughter and son-in-law together with their seven children. The kids live in Mclean, Va.

Chris purchased his first MGTD while only 18 years old working in a gas station during the summer. MGA 1600 followed by a MGBGT and now is looking for another TD.



**Welcome Bob Matters** as a new member of the Chapter! Bob resides in Huntington, Maryland and owns a 1952 MG TD which he just acquired. It is not running at this time. Bob is also a member of the New England MG T Register. Bob has expressed interest in getting involved in tours, tech sessions and car shows.



**Our Club Symbol --- A Real Chesapeake Bay Skipjack**



## CALENDAR OF EVENTS

**Many Events Cancelled due to  
COVID-19!**

April 18-19, 2020 – <b>Cancelled</b>	John Twist will be at John Debelius’ garage to work on Chapter member’s cars
To be announced	Tech Session with John Tokar Vintage Restorations, Ltd.
May 1-3, 2020 <b>Postponed until 2021</b>	Spring Mini-GOF Virginia Beach, VA
June 7, 2020 <b>Postponed until 2021</b>	The Original British Car Day Serra Valley Farm, Mt. Airy, MD
October 30 – November 1, 2020 <b>Still on at this time -</b>	Fall Ramble 2020 Cape May, New Jersey

### **RECENT CHAPTER & OTHER EVENTS**

**Covid-19** 😞

## **UPCOMING CHAPTER & CHAPTER RELATED EVENTS**



### **VIRGINIA BEACH MINI-GOF – RESCHEDULED TO 2021 DUE TO CORONAVIRUS PANDEMIC**

The MINI-GOF (Gathering of the Faithful) for the NEMGTR Chesapeake Chapter in Virginia Beach will be postponed until April 30 – May 2, 2021 due to the Coronavirus.

If you made room reservations at the Founders Inn, please call the hotel and cancel (800) 926-4466 or (757) 424-5111).

A sincere and heartfelt thank you to Hank and Stevie Giffin for planning this event only to have to unplan it and negotiate with the vender so that we are able to cancel our rooms without penalty.

We look forward to happier and healthier times in 2021!

*If you have any questions, please contact Hank @ 757-375-1491*  
[hankgiffin@cox.net](mailto:hankgiffin@cox.net) (note - no 'r' in Giffin)

# Fall Ramble 2020 in beautiful Cape May, New Jersey

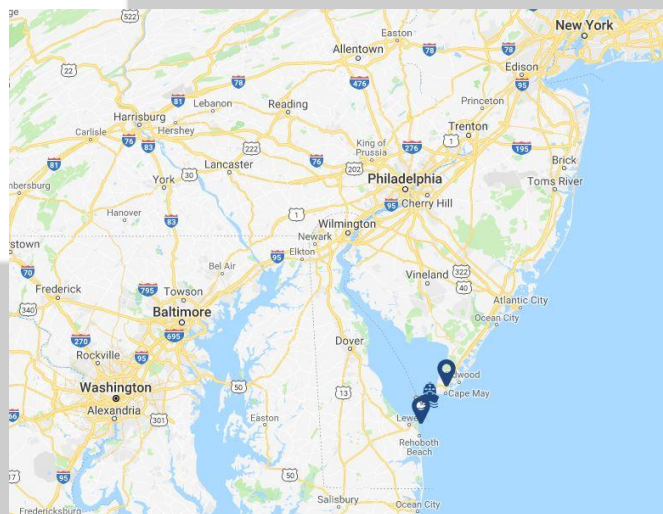
Save the date October 30-November 1, 2020

## Important Hotel Information



### **This event has NOT been postponed – fingers crossed!**

This year's Fall Ramble will take place in Cape May, a charming Victorian town on the beautiful Jersey shore. Put the dates on your calendar now, October 30-November 1, 2020! Those wishing to take the scenic Lewes/Cape May Ferry will be able to leave their trucks and trailers at the Ferry Dock at Lewes on the Delaware side, enjoy the 17 mile voyage in a large enclosed ferry with comfortable indoor seating, spectacular views, and a food and beverage bar, then drive the last 5 miles from the Cape May Ferry Dock to the center of town. We will be staying at the renowned Congress Hall Hotel with restaurants and nightly entertainment right on the beach front.





Dinners out will be arranged at first class nearby restaurants. The back-country roads are perfect for leisurely touring with marshes and scenic bridges winding toward Stone Harbor and Avalon with ample shopping for those inclined. John Debelius and Donna McBride have a summer house in Cape May and know the area well. They are working with your Fall Ramble Committee to make this a truly memorable get away. Various room options at Congress Hall are currently available, but due to the popularity of this destination, individual room **reservations should be made as soon as possible**. Hotel reservations can be made online at: <https://www.reservations.com/hotel/congress-hall?rc-ar=10-30-2020&rc-de=10-31-2020&rc-ro=1&rc-lo=Cape%20May&rc-ppid=0&rc-rm=2> Rooms start at \$219/night plus taxes and fees, and we do not have a reserved block or club discount.

As always, the Fall Ramble will take place rain or shine, and, while MG's are the preferred means of transport, members wishing to attend in modern cars will be welcomed.

Those wishing to attend are asked to email John Debelius now with your names at [DebeliusADR@gmail.com](mailto:DebeliusADR@gmail.com).

Looking forward to seeing all of you there. John & Donna



## **INTERESTING ARTICLES, TIDBITS & TRIVIA**

### **Technical Matters**

#### **Engine and Transmission Test Chassis At Vintage Restorations By Charlie Adams**

In February, when I visited John Tokar's shop to discuss the development of a Chapter tech session for this fall, John showed me the latest developments on his test chassis. I was quite pleased to see this evolving chassis. It enables John to test his T series engines and transmissions before they are installed in the cars. As usual, John and his team have done a beautiful job with all of the technical changes that were needed to accommodate the T series drive train.

The chassis itself is an MGB less its body, and it has been used for testing B series MG engines and transmissions. Over the past several months, John and his team have added features to the chassis to make it possible to test XPAG engines and T series transmissions. They developed motor and transmission mounts, adapted engine controls, added a coil and starter switch, developed the radiator mount, and extended the instrument panel to include a T series speedometer and tachometer.

If our timing is good, we will be able to see this test chassis in operation during the next tech session.





### Banishing a Rat's Nest

The wiring of my TD's regulator had been amateurish, the regulator ground wire was not well done, and the end of an unneeded brown hot wire had been covered with tape and left dangling. And why would there be an unneeded hot wire? The previous owner added turn signals to the car and installed a late style MG TD wiring harness which includes the turn signal circuit. This style harness is designed for TDs with a 5-post regulator and separate fuse box, not the early TD 9-post regulator which incorporates the two fuses. Among the changes in the late harness is an additional brown wire which runs from the starter switch to the regulator post A1. I used shrink wrap to cover the tip of this wire, folded it back inside the footwell and secured it to the harness.



## Seat Belts

I'm adding seat belts to my TD and am using the design in Horst Schach's "The Complete M.G. TD Restoration Manual" (p. 153) to make up brackets for installing a shoulder and lap belt system. The brackets were cut from 10 gauge steel plate. It gave me the opportunity to fire up my torch for heating the pieces to soften the metal for the bends I need to make.



All brackets are mounted to the frame—four will be bolted and two welded.

---

## Check out

<https://www.hemmings.com/blog/2014/04/11/tech-101-octane-the-facts-and-the-fiction-behind-those-higher-priced-fuels/>

---

**Marriage Tip #2**  
When your wife is mowing the lawn, that's not the best time to ask when dinner will be ready

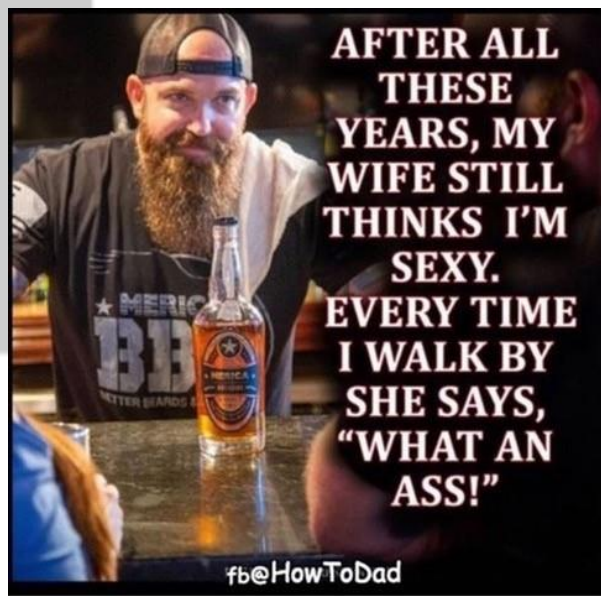
For those who don't want Alexa listening in on your conversations, they're making a male version.....it doesn't listen to anything.

# Long Read Rewind: 2017

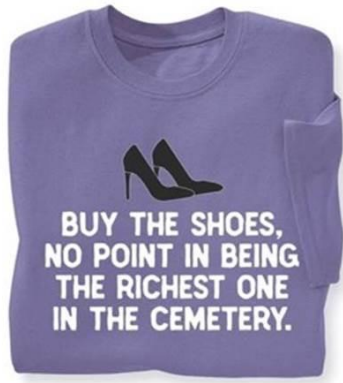
Check it out:



[https://www.hagerty.com/articles-videos/articles/2020/03/20/long-read-rewind-fall-2017?utm\\_source=SFMC&utm\\_medium=email&utm\\_content=20\\_March\\_23\\_Newsletter\\_NewDD#](https://www.hagerty.com/articles-videos/articles/2020/03/20/long-read-rewind-fall-2017?utm_source=SFMC&utm_medium=email&utm_content=20_March_23_Newsletter_NewDD#)



*Your TSR Newsletter Editor – after the virus going to Macy's*



NEVER LAUGH AT  
YOUR WIFE'S CHOICES.  
YOU ARE ONE OF THEM.



**THERE ARE TWO WAYS  
OF ARGUING WITH  
A WOMAN.**


**NEITHER ONE WORKS.**

## Problem/Solution


DIY Paint Chip Fix • With Assistance From Automotive Restorations, Inc.

**PROBLEM:** You're peacefully enjoying some back roads with your classic when some jerk suddenly pulls in front of you and—bam!—chucks a pebble at your hood.


**SOLUTION:** If you're patient, you can fix the resulting chip yourself and make the repair invisible. The experts at Automotive Restorations, Inc., showed us how to do the job right.



Here's our problem: a rock chip on the nose of a 1958 Chevrolet Corvette.



**1** The first step is to thoroughly clean the blemish with solvent. Something like DuPont Prep-Sol body wash or even CRC Brakeleen will do the job.



**2** Next, sand the damaged area to rough up the surface. Automotive Restorations, Inc., uses a sanding pen, a clever little tool tipped with thousands of etching burs that can easily reach tight surfaces. Several different companies make these pens—Pro MotorCar Products, K Tool International and even 3M—and they usually retail for less than \$10 each.

**3**


Now it's time to protect and prime. For this step, shop owner Kent Bain recommends two products that will really improve the quality of your repair. Assuming you're working with steel and not fiberglass, treat the repair area with Skyco Ospho, a metal primer that retards rust. You'll also need a quality self-etching primer like the one available from SEM. To apply spray primer to a small area, first spray some into a cup. Then, dip a brush into the cup and paint on a thin coat.

**4**

You're ready to paint. To get the perfect hue, take an easily removable piece of the body to your local paint store or body shop and ask them to computer-match the color.

Then you're going to actually fill the chip with paint. Automotive Restorations, Inc. uses these neat E-Z Dabbers disposable paint applicators. According to the manufacturer, each one can deliver as little as an eighth of a drop of paint. A pack of 40 will cost you about \$15. (While the E-Z Dabbers work nicely, you can achieve similar results with a small artist's paintbrush or even a toothpick.)


To properly apply the paint, dab a layer into the chip indentation and wait for it to dry. Repeat that step until your repair surface sits just a bit higher than the original paint finish. If you're using modern two-part paints, make sure to correctly mix in the hardener so each layer dries quickly.

**5**

Once your paintwork is fully dry, you'll need to sand down the repair. Start with 1200-grit paper before moving to 1500- and finally 2000-grit paper. This step isn't difficult, but take your time to do it right.

**6**

A sanding block will help. The crew at Automotive Restorations, Inc., machined a little block just for this type of repair. You can also fashion one out of a scrap of wood, a chunk of rubber or a paint stick.



**7**

Use water to lubricate the sandpaper. Your goal is to sand the chip until it's the same height as the original paintwork.

**8**

Yes, there will be lots of sanding. The folks at Automotive Restorations, Inc., patiently and carefully wet-sand the painted area until it's totally flat.

**9**

Next comes the buffing. This shop uses a small orbital buffer and two different pads: a coarse pad with 3M Perfect-It EX Rubbing Compound followed by a fine pad with 3M Perfect-It Machine Polish. You can do this step by hand, but little power buffers are relatively inexpensive, easy to use, and much quicker.

**10**

Buffing is an art, but one an at-home restorer can easily master. Excellent results will come with practice, but here's some advice to live by until then: Let the compound do the work. Use small amounts, go easy, and don't bear down on the tool.

**11**

Voilà! The chip is gone and the repair is essentially imperceptible.

## SOURCES

3M Collision Repair Solutions  
(877) MMM-CARS  
3mcollision.com  
Buffing products

Automotive Restorations, Inc.  
(203) 377-6745  
automotiverestorations.com  
Expertise

E-Z Mix  
(800) 332-5651  
ezmix.com  
Paintbrush

PPG Refinish  
(800) 647-6050  
us.ppgrefinish.com  
Paint



---

## The Year is 1919 @ One hundred years ago !!!

Very interesting for all ages.

This will boggle your mind!

The year is 1919, @ "One hundred years ago."

What a difference a century makes!

Here are some statistics for the Year 1919:

The average life expectancy for men was 47 years.

Fuel for cars was sold in drug stores only.

Only 14 percent of the homes had a bathtub.

Only 8 percent of the homes had a telephone.

The maximum speed limit in most cities was 10 mph.

The tallest structure in the world was the Eiffel Tower.

The average US wage in 1919 was 22 cents per hour.

The average US worker made between \$200 and \$400 per year.

A competent accountant could expect to earn \$2,000 per year.

A dentist earned \$2,500 per year.

A veterinarian between \$1,500 and \$4,000 per year.

And, a mechanical engineer about \$5,000 per year.

More than 95 percent of all births took place at home

Ninety percent of all Doctors had NO COLLEGE EDUCATION!

Instead, they attended so-called medical schools, many of which were condemned in the press AND the government as "substandard."

Sugar cost four cents a pound.

Eggs were fourteen cents a dozen.

Coffee was fifteen cents a pound.

Most women only washed their hair once a month, And, used Borax or egg yolks for shampoo.

Canada passed a law that prohibited poor people from entering into their country for any reason.

The Five leading causes of death were:

1. Pneumonia and **influenza**

2. Tuberculosis

3. Diarrhea

4 Heart disease

5. Stroke

The American flag had 45 stars ...

The population of Las Vegas, Nevada was only 30.

Crossword puzzles, canned beer, and iced tea hadn't been invented yet.

**There was neither a Mother's Day nor a Father's Day.**

**Two out of every 10 adults couldn't read or write**

**And, only 6 percent of all Americans had graduated from high school.**

**Marijuana, heroin, and morphine were all available over the counter at local corner drugstores.**

**Back then pharmacists said, "Heroin clears the complexion, gives buoyancy to the mind, regulates the stomach, bowels, and is, in fact, a perfect guardian of health!" (Shocking?)**

**Eighteen percent of households had at least one full-time servant or domestic help...**

**There were about 230 reported murders in the ENTIRE U.S.A.**

**I am now going to forward this to someone else without typing it myself.**

**From there, it will be sent to others all over the WORLD all in a matter of seconds!**

**It is impossible to imagine what it may be like in another 100 years.**

**We've come a long way.... OR have we?**

---

**FOR SALE**

**1934 MG PA**



Location: Fairfax Station, Virginia, 22039

VIN #: PA0349

Transmission: Manual

Condition: Mint

Exterior: Red

Interior: Tan Leather

### **Seller's Description:**

1934 MG PA Roadster: This marvelous 1934 MG PA was discovered in Monterey, CA by its current owner Stephen Woodall in 1977, then in a fairly complete, but worn "driver" condition. As he traveled the world serving in the US Navy, he commissioned a comprehensive, high-level restoration by marque specialists, which was completed in 1995. The restoration included a full mechanical overhaul, full tub rebuild, and body-off bare metal paint work. The body and panel fit is to the highest standard. The beautiful tan leather interior is supple and unmarked, and the convertible top, side curtains, and tonneau fit perfectly and appear as new. All of the chrome pieces have a deep and flawless glow. Boh trafficators work properly! The 847 cc overhead cam engine with crossflow head is original to this car. It is eager to start, idles smoothly, and has the throaty roar characteristic of early MG overhead cam engines. The 4-speed non-synchromesh transmission shifts smoothly. Once restored, the beautiful Midget became the foundation of Dr. Woodall's MG collection. He and family members have enjoyed driving the PA on sunny days over nearby back-country Virginia roads, while maintaining it in from top to bottom in superb show-ready condition. This is MG PA number PA0349, of the total 1,973 produced. Photos of the restoration work are available. Dr. Woodall is currently downsizing his collection in preparation for a move south to be closer to family. He is a motivated seller, and seeking to find a new, caring home for the special, regularly driven and enjoyed, MG PA. [Email seller swoodall67@outlook.com](mailto:swoodall67@outlook.com)

**Price:** \$42,500 negotiable

---

## **1949 Triumph TR2000**



Location: Fairfax Station, Virginia, 22039

VIN #: TRA138

Transmission: Manual

Condition: Good

Exterior: Forest Green

Interior: Tan Leather

**Seller's Description:**

1949 Triumph TR2000. Very rare car, only 2000 built in 1948-1949. Forest Green, decent Tan Leather interior. Starts and runs well, driven often. Really fun to drive, especially on winding, hilly back roads! Shows well --- it has won first in class every time shown. Very clean, top to bottom --- no rust. Selling only due to downsizing and planning move south to be closer to kids & grandkids. Located in Norther VA. \$28500, negotiable. [Email seller swoodall67@outlook.com](mailto:swoodall67@outlook.com)

**Price:** \$28,500 negotiable


**HVLP Paint Set for Sale \$400.00**



Complete HVLP Set



Spray Nozzle Set



## HVLP Paint Set Includes:

- TP HVLP Painting Turbine, Air Hoses, and HVLP Sprayer
- Set of Four Spray Nozzles (0.5 mm, 1.0 mm, 1.4 mm, and 2.0 mm)
- Sprayer Cleaning Set
- Supply of Paint Measuring & Mixing Buckets, Paint Strainers, and Paint Mixing Sticks

If interested, email seller: [swoodall67@outlook.com](mailto:swoodall67@outlook.com)

---

---

## Chesapeake Chapter Membership Registration Form

1. The form on the following page can be used to send your information to the Chesapeake Chapter of the New England MG-T Register for Membership Registration or other information requests.
2. Please note that we will never supply your information to a third party, will never use your information for telemarketing, and will use your information solely for membership application/registration purposes.
3. You must print, fill-out and mail the form to the address specified below. You may do this by clicking [here](#) or by clicking on the form below (*this requires the free [Acrobat Reader](#)*).
4. Our organization is a local chapter of the New England MG 'T' Register, so we must require that all Chapter Members also be members in the "Register." If you do not belong to the "Register," please request information and application forms by contacting the "Register's" specific website: <http://www.nemgtr.org/join.htm>

### Additional Notes:

1. Note that you do not need to own an MG T-type --- all that is required for membership is an interest in MG T-type and other classic automobiles!
- 2.
3. Please include all letters and numbers shown in the car and engine number boxed on the "maker's" plate.
4. TD owners please note that there are three boxes on your "maker's" plate; include the information from all three.
5. If the engine is a replacement, list the number of the engine actually in the car.
6. This information is needed for the chapter's records and to correct and update the Register's files.
7. Incomplete forms will be returned to you via your provided address, for needed corrections.
8. If you have additional MGs, please attach additional forms as required.

Please make check payable to: Chesapeake Chapter NEMGTR ---

Send check to: **Chesapeake Chapter NEMGTR c/o Milton Babirak, 47539 Coldspring Place, Sterling, VA 21065-7446**



The NEW ENGLAND  'T' REGISTER, LTD.



THE CHESAPEAKE CHAPTER  
MEMBERSHIP REGISTRATION FORM

Renewal

New Member

**PERSONAL INFORMATION**

Date: \_\_\_\_\_

Full Name: \_\_\_\_\_ Spouse or other: \_\_\_\_\_

Address: \_\_\_\_\_

Home Phone: ( ) \_\_\_\_\_ - \_\_\_\_\_ Cell or Business Phone: ( ) \_\_\_\_\_ - \_\_\_\_\_

E-mail: \_\_\_\_\_

**MG INFORMATION**

(1) MG Model/Type: \_\_\_\_\_ Year: \_\_\_\_\_ Color: \_\_\_\_\_

(2) MG Model/Type: \_\_\_\_\_ Year: \_\_\_\_\_ Color: \_\_\_\_\_

\*New England MG 'T' Register Number(s) Assigned to this Car (s): \_\_\_\_\_

If you have three or more MGs, please put that information on a second page.

**GET INVOLVED!! Check the Activities Below in Which You Have an Interest**

Tours/Rallye;  Tech Sessions/ Tech Help;  Car Shows;  Membership;  Event Hosting;  
 Newsletter/Articles;  Advertising/Regalia;  Other \_\_\_\_\_

By completing this application, you hereby agree to hold this Chesapeake Chapter and the NEMGTR harmless from all actions and claims arising from any participation by you or persons accompanying you in any Chapter event or activity.

**DUES\*: \$12.00 per year or \$30.00 for three years**

***Please make your check payable to: Chesapeake Chapter NEMGTR. Please mail this form, any additional pages, and a check for your dues to:***

**Chesapeake Chapter NEMGTR  
c/o Milton Babirak  
47539 Coldspring Place  
Sterling, VA 20165-7446**

\* The Chesapeake Chapter is a local chapter of the New England MG 'T' Register, so we must require that all Chapter Members also be members in the "Register." If you do not belong to the "Register," please request information and application forms from the "Register's" website: <http://www.nemgtr.org/join.htm>.

Revised: April 25, 2013

Editor's Note: Members of the Chesapeake Chapter of the NEMGTR are encouraged to submit classified ads to the Editor via e-mail. Photographs are also accepted --- digital pictures are the easiest to deal with, however! Please let us know the results of your ad (did you make the sale, or find what you were looking for?). Also, let the Editor know whether you want it to appear just once, or in follow-on issues of our TSR Newsletter.



# J.C. TAYLOR INSURANCE

*Drive through time with peace of mind™*


**Vintage Restorations Ltd.**  
Serving The Classic Car Community For Over 20 Years

**Your Full Service, Complete Ground-up Auto Restoration Shop!**

Ground-Up Or Partial Restorations | Body Panel Repair  
Welding & Fabrication | Complete Body Refinishing  
Wrinkle Finish Painting | Maintenance & Repairs  
Upholstery Work | Engine & Gearbox Rebuilding  
Chrome Plating Service | Sandblasting & Bead Blasting  
150 Point Evaluation & Pre-Purchase Inspections

Now working on all makes and models.  
Specializing in MG, Triumph, Austin-Healey, Land Rover & Jaguar

410.775.0500 | [www.vintagerestorationsltd.com](http://www.vintagerestorationsltd.com) | PO Box 573  
52 North Main Street Union Bridge, MD 21791 (Corner of Rt. 75 & Main Street)



# CLASSIC MG MAGAZINE

- One year – Six great issues \$26 (Canada \$30, Overseas \$36 U.S. dollars)
- Two years – Twelve great issues \$50 (Canada \$58, Overseas \$68 U.S. dollars)
- Sample issue \$6 U.S. dollars

**By mail: Send name, address and phone number with check to P.O. Box 2308, Huntersville, NC 28070**

**Online: [www.ClassicMGMagazine.com/subscribe.html](http://www.ClassicMGMagazine.com/subscribe.html)**

